



# ANNUAL SCHOOL REPORTING - 2013

CATHOLIC EDUCATION, ARCHDIOCESE OF BRISBANE

School Name St Patrick's College

Postal address 2-12 Church Street, Gympie

Phone 07 54823816

Fax 07 54827972

Email sgympie@bne.catholic.edu.au

School website www.spcgympie.qld.edu.au

Contact Person Karen Harrison

## Principal's Foreword

### Introduction

The story of St Patrick's College is a great one. We have the good fortune to belong to a school community with a strong history and tradition, consistently outstanding academic results, a pastoral care program that works with families to challenge and nurture students, and a commitment to our faith as a catholic community. These strengths support our efforts to realise our College motto: Let your light shine; and to achieve our vision for learning: Fostering Talent, Providing Challenge, Pursuing Wisdom. St Patrick's aspires to be a community based on the Gospel values of love, forgiveness, compassion, respect, sensitivity and justice, expressed through the Catholic tradition.

We strive to:

\* Foster a deepening personal commitment to God

\*Witness to Gospel values and the Christian way of life in our dealings with each other and the wider community

\*Promote spiritual, intellectual, emotional, social and physical development

\*Recognise and foster the talents and potential of each of our College community.

## School Profile

St Patrick's College is a Catholic school administered through Catholic Education, Archdiocese of Brisbane.

Coeducational  or Single Sex


Year levels offered: Primary  Secondary  P-12

Total student enrolments for this school 371

Total Enrolment 371

Girls 178

Boys 193



## Characteristics of the student body

St Patrick's College is a Parish-based Catholic College for Years 8 to 12 in a coeducational setting. In 2014, 380 students are enrolled at the College.

Our students come from diverse geographical locations ranging from rural locations such as the Mary Valley, urban areas such as Gympie and coastal areas such as Rainbow Beach and Tin Can Bay. Our students are actively involved in all aspects of College life, that is, spiritual, social, physical and academic. Students engage with the wider community through active volunteering and a commitment to the community in which we live. The student body express a strong care and concern for others through the Student Representative Council activities and their participation in Social Justice programs and initiatives.

## Our distinctive curriculum offerings

St Patrick's College Vision for Learning is Fostering talent, Providing challenge, Pursuing wisdom. We aim to develop the talents, skills and attributes of our students through all College activities. St Patrick's College delivers the Australian Curriculum in English, Mathematics, Science and History in Yrs 8 to 10. Yr 8 is an introduction to secondary school with a breadth of subjects in the curriculum that also includes Religious Education, HPE, LOTE(Japanese) and Life Skills. They will also experience the Arts(Art, Music and Drama) and Technology(Home Ec, Industrial Tech & Design and Information Comm Tech) as electives. Yr 9 students choose 3 electives to compliment their core learning in the areas of: the Arts(Art, Music and Drama), Technology(Home Ec, Graphics, Industrial Tech & Design) Multimedia, Business, Information Comm Tech, LOTE(Japanese) and Physical Education(Sport & Recreation). Yr 10 students choose 6 semester-length electives from BCT, Home Ec, Chemistry, Industrial Tech & Design, Drama, Legal Studies, Economics, Maths B, English Extension, Multimedia, Film & TV, Music, Geography, Physics, Graphics, Sport & Recreation and Visual Art. They further undertake a Cert 2 in Workplace Practices(30981QLD) to open their QSA Learning account. Senior students access a wide range of Authority subjects(Biology, BCT, Chemistry, Drama, Economics, English, Film & TV, Geography, Graphics, Legal Studies, Technology Studies, Visual Art) and Authority -registered subjects(English Comm, Religion & Ethics, Visual Art studies and Building Construction) and VET subjects(Sport & Recreation Cert 2 SIS20310), Industrial Skills(Cert I LMF10108) and Tourism(Cert II SIT 20107) and Cert 4 Justice Studies(39292QLD) within Legal Studies.

## Extra curricula activities

A wide range of co-curricular activities form part of the College program:

- camps and retreats
- Intra/Inter-school public speaking and debating
- Inter-House and Inter-School Sport in areas including soccer, rugby union, rugby league, netball, touch, swimming, equestrian, cricket, tennis, athletics, AFL and Cross Country
- National English, Science and Maths competitions and State and local schools competitions including Maths Team Challenge, Yr 8 Maths Quiz and Readers Cup
- Bi-annual College Musical and Stage/Drama presentations by touring groups e.g Arts Council
- Homework club
- TAFE access for Yr 10-12 students and University Headstart program Yr 11-12 students
- Work placement, Driver Education & Social Justice program (Yr 11/12)

## How Information and Communication Technologies are used to assist learning

St Patrick's College provides a 1:1 Notebook Device program for all students. Our learning experiences for students embed ICT within the tasks, assessment and modes of learning. Physical resources including interactive whiteboards, electronic devices, digital cameras and ipods enhance student engagement and learning. A wireless network across our site further allows students and staff to access and store electronic resources with ease. Student, Parent and Staff portals promote the use of digital media as a valuable information source which is modelled in an ethical, respectful and moral manner.

Specialty 'labs' in the College are available for AutoCAD, Film editing and IT studies. Additionally, Notebooks are available for students on exchange to the College, whilst participating in Primary - Secondary Transition programs, Relief Teaching Staff and pre-service teachers.

This year, the introduction of Student Mysite - Sharepoint 2013 delivers an 'Interactive Workspace' providing the opportunity for students to access their work from anywhere, anytime. This is a key factor in our ICT integration and development.

## Social climate inclusive of pastoral care and our response to bullying

The College maintains a family like atmosphere with close connections to St Patrick's Parish and St Patrick's Primary School. A vertical pastoral care structure operates with students from each year level working together in a homeroom. Homeroom groups form a House group (Chisholm, Horan, McAuley and Rice) under the care of House coordinators who oversee the care of students in that House.

The College operates an anti-bullying policy which is explained to students upon enrolment. The College takes a proactive approach to Cyber-bullying by including this content in the College Orientation program for new students. All parents at the enrolment interview are led through the College's anti-bullying processes and responses. St Patrick's College is an active participant in the 'Bullying No Way' initiative and the National Day of Action against Bullying and Violence.

## Parent, student and teacher satisfaction with the school

On an annual basis, the College Leadership Team or representatives interview/survey various members of the College community regarding their satisfaction with the community. A summary of the findings of these interviews/surveys is published in the College newsletter and on the College website. Our student, staff and parent community are regularly encouraged to provide feedback on events within the College as an effective reflective practice. Comments and data received are discussed with the College Pastoral Board, staff and the Parish Council and inform future planning. Since 2009, the College has conducted exit interviews with students and their parents. During 2013 St Patrick's undertook an external system review exploring all aspects of the College. The strengths of the College were identified as our Pastoral support of students and our ability to use student data to inform pedagogy. Moreover, members of our community are engaged and enthusiastic of the positive family culture established in the school.

## Parent involvement in their child's education

Parents /Carers are encouraged to participate in the College community by attending assemblies, liturgies, sporting and cultural events, House functions, information evenings and social activities and forums and to volunteer their services to the College (Tuckshop, social events, social justice programs, College Pastoral Board). The College hosts a community events including breakfast on ANZAC Day; breakfast mass for Year 12 students, families and parish members; and a breakfast for Year 8 students and their parents/carers and House social gatherings. Communication with our community is vital and comes in many forms including: Student Diary, College Newsletter distributed weekly, College Face Book page, SMS messaging service, Twitter, Parent Portal, College Annual Magazine and the College website at <http://www.spcgympie.qld.edu.au>. Early in the year, house coordinators and homeroom teachers contact parents/carers by phone to establish a presence and support for their child. Information on the life of the College, enrolment processes, curriculum and pastoral programs is available to our wider community through Open Days, Information nights and the website.

## Staff Profile

Workforce Composition	Teaching Staff	Non-teaching Staff
Headcounts	32	14
Full-time equivalents	30	6
Indigenous	nil	

## Qualifications of all teachers

Highest level of attainment	Percentage of teachers and leaders at the school attaining this level
Doctorate	1
Masters	20
Post Graduate Diploma/Certificate	23
Bachelors Degree	31
Diploma/Certificate	16

Expenditure on and teacher participation in Professional Learning

The total funds expended on teacher professional learning in 2013 was \$ 32546.57

The major professional development initiatives were as follows

Visible Learning

National Curriculum (ACARA)

Adolescent Learning

RMiT (Royal Melbourne Institute of Technology) Mathematics Research Project

Improving Literacy and Numeracy

### School Income by Funding Source

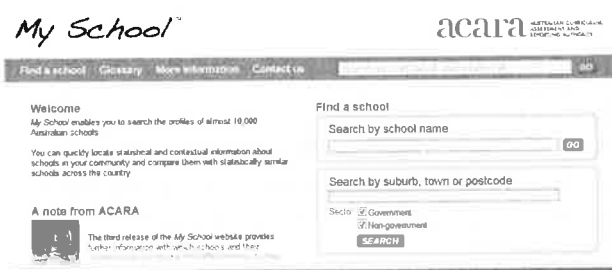
School income broken down by funding source is available via the My School website at <http://www.myschool.edu.au/>.

To access our school income details, click on the My School link above. You will then be taken to the My School website with the following:

'Find a school' text box.

Where it says 'Search by school name', type in the name of the school you wish to view, and select '<GO>'. Read and follow the instructions on the next screen; you will be asked to accept the Terms of Use and Privacy Policy before being given access to the school's My School entry web page.

School financial information is available by selecting 'School finances' in the menu box in the top left corner of the school's entry web page.



### Average staff attendance rate

The staff attendance rate was 98.32 % in 2013.

### Proportion of staff retained from the previous school year

From the end of the 2012 school year, 97 % of staff were retained by the school for the 2013 year.

### Key Student Outcomes

Whole School Attendance Rate	92	%
------------------------------	----	---

Prep Attendance Rate	N/A	
Year 1 Attendance Rate		%
Year 2 Attendance Rate		%
Year 3 Attendance Rate		%
Year 4 Attendance Rate		%
Year 5 Attendance Rate		%
Year 6 Attendance Rate		%

Year 7 Attendance Rate		%
Year 8 Attendance Rate	94	%
Year 9 Attendance Rate	92	%
Year 10 Attendance Rate	90	%
Year 11 Attendance Rate	91	%
Year 12 Attendance Rate	90	%

## Policy and practice to manage student attendance

Process for Monitoring Absences involves an involves electronic data record system

Homeroom teacher marks rolls in morning Homeroom, Class teacher marks roll in each lesson

Unexplained absences on a day, a SMS is sent to inform parents/carer

Office staff monitor overall absences and document recorded messages of notified absences via parent phone absent line messages or emails.

Parent contacted by phone if there is no parent contact with school of student absences for 3 days

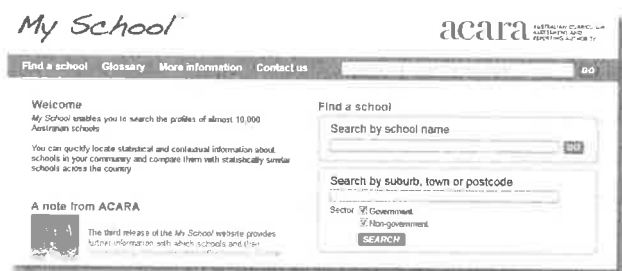
House coordinators are provided weekly data of absences of students in their house for monitoring

House coordinators contact parents/guardians in regards to unexplained absences

## Student Achievement – NAPLAN for Years 3, 5, 7 and 9

National Assessment Program – Literacy and Numeracy (NAPLAN) results – our reading writing, spelling, grammar and punctuation, and numeracy results for the relevant years.

Our reading, writing, spelling, grammar and punctuation, and numeracy results for the relevant years are available via the My School website at <http://www.myschool.edu.au/>.



To access our NAPLAN results, click on the My School link above. You will then be taken to the My School website with the following

'Find a school' text box.

Where it says 'Search by school name', type in the name of the school whose NAPLAN results you wish to view, and select <GO>. Read and follow the instructions on the next screen; you will be asked to accept the Terms of Use and Privacy Policy before being able to access our NAPLAN data.

## Attainment and Achievement – Year 12

### Apparent retention rates Year 10 to Year 12

Year 12 student enrolment as a percentage of the Year 10 (2011) student cohort.

85 %

## Outcomes for our Year 12 cohort of 2013

(Data are available to schools from the QSA secure website using your existing security code)

Number of students receiving a Senior Education Profile.	78
Number of students awarded a Queensland Certificate Individual Achievement.	-
Number of students receiving an Overall Position (OP).	53
Number of students who are completing or completed a school based Apprenticeship or Traineeship.	12
Number of students awarded one or more Vocational Educational Training qualifications.	71
Number of students awarded a Queensland Certificate of Education at the end of Year 12.	64
Number of students awarded an International Baccalaureate Diploma (IBD).	-
Percentage of OP/ IBD eligible students with OP 1-15 or an IBD.	83 %
Percentage of Year 12 students who are completing or completed a SAT or were awarded one or more of the following: QCE, IBD, VET qualification.	96 %
Percentage of Queensland Tertiary Admissions Centre (QTAC) applicants receiving a tertiary offer.	92 %

## Overall Position Bands (OP)

Number of students in each Band for OP 1 to 25

OP 1-5	OP 6-10	OP 11-15	OP 16-20	OP 21-25
16	12	16	8	1

## Vocational Educational Training qualification (VET)

Number of students awarded certificates under the Australian Qualification Framework (AQF).

Certificate I	Certificate II	Certificate III or above
68	18	6

## Post-school destination information

At the time of publishing this School Annual Report, the results of the 2013 Year 12 post-school destinations survey, Next Step – Student Destination Report for the school were not available. Information about these post-school destinations of our students will be published in September when the information is made available to the school.

